


Corta Bella HOA


Proposed Color Palette



Scheme 1



Scheme 2



*PLEASE NOTE: Paint colors represented are to provide approximation and are not exact matches. It is recommended that color chips or samples are viewed before making your final selection. These colors have been updated to Dunn-Edwards Perfect Palette color system. Colors may not be an exact match and should not be used for touch-up purposes. Dunn-Edwards recommends that samples be applied before final approval.

Corta Bella HOA

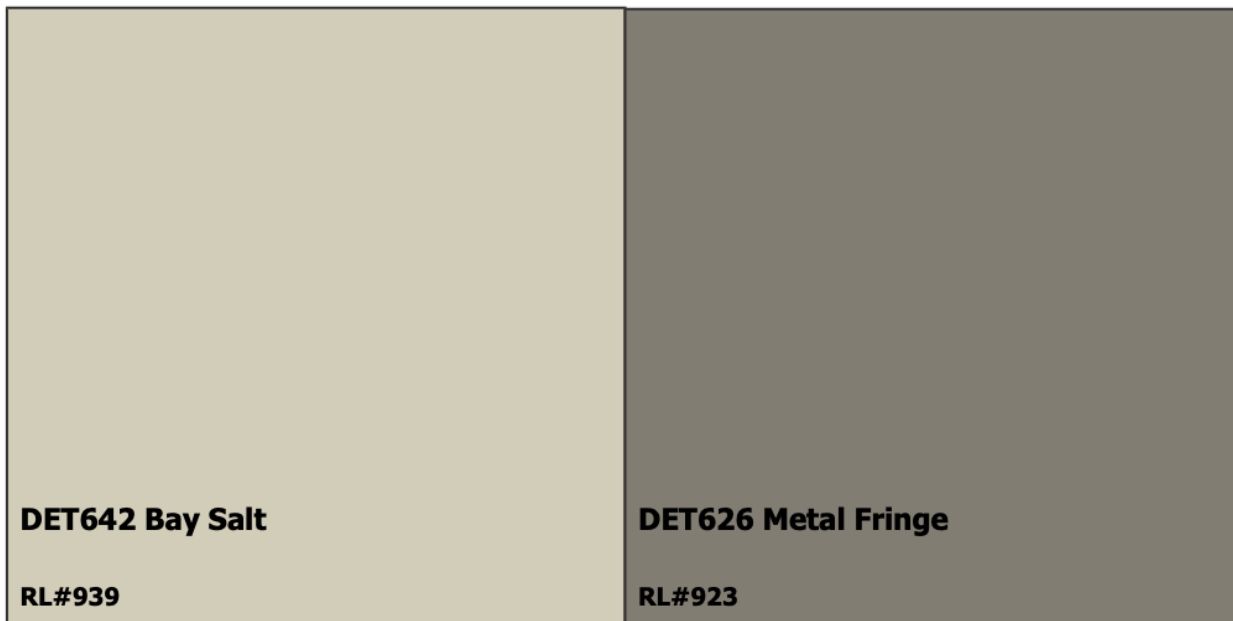
Proposed Color Palette



Scheme 3



Scheme 4



*PLEASE NOTE: Paint colors represented are to provide approximation and are not exact matches. It is recommended that color chips or samples are viewed before making your final selection. These colors have been updated to Dunn-Edwards Perfect Palette color system. Colors may not be an exact match and should not be used for touch-up purposes. Dunn-Edwards recommends that samples be applied before final approval.

Corta Bella HOA

Proposed Color Palette



Scheme 5

DET672 Instant Classic RL#969	DET690 Saddle Up RL#987
--	--

Scheme 6

DEGR16 Stoneware Clay	DEGR14 Hazy Gray
------------------------------	-------------------------

*PLEASE NOTE: Paint colors represented are to provide approximation and are not exact matches. It is recommended that color chips or samples are viewed before making your final selection. These colors have been updated to Dunn-Edwards Perfect Palette color system. Colors may not be an exact match and should not be used for touch-up purposes. Dunn-Edwards recommends that samples be applied before final approval.

Corta Bella HOA

Proposed Color Palette



Scheme 7



Scheme 8



*PLEASE NOTE: Paint colors represented are to provide approximation and are not exact matches. It is recommended that color chips or samples are viewed before making your final selection. These colors have been updated to Dunn-Edwards Perfect Palette color system. Colors may not be an exact match and should not be used for touch-up purposes. Dunn-Edwards recommends that samples be applied before final approval.

Corta Bella HOA

Proposed Color Palette



Scheme 9

DEC754 Quicksand RL#669	DEC717 Baked Potato RL#682
--	---

Scheme 10

DE6214 Pigeon Gray RL#570	DE6212 Crisp Muslin RL#514
--	---

*PLEASE NOTE: Paint colors represented are to provide approximation and are not exact matches. It is recommended that color chips or samples are viewed before making your final selection. These colors have been updated to Dunn-Edwards Perfect Palette color system. Colors may not be an exact match and should not be used for touch-up purposes. Dunn-Edwards recommends that samples be applied before final approval.

Corta Bella HOA

Proposed Color Palette



Scheme 11

DEC720 Cliff's View RL#598	DEC718 Mesa Tan RL#687
---	---

Scheme 12

DET642 Bay Salt RL#939	DET627 Pewter Patter RL#924
---	--

*PLEASE NOTE: Paint colors represented are to provide approximation and are not exact matches. It is recommended that color chips or samples are viewed before making your final selection. These colors have been updated to Dunn-Edwards Perfect Palette color system. Colors may not be an exact match and should not be used for touch-up purposes. Dunn-Edwards recommends that samples be applied before final approval.

Corta Bella HOA

Proposed Color Palette



Scheme 13

DE6198 Cream Wave RL#512	DE6143 Almond Latte RL#504
---	---

Scheme 14

DE6122 Dry Creek RL#501	DE6124 Whole Wheat RL#557
--	--

*PLEASE NOTE: Paint colors represented are to provide approximation and are not exact matches. It is recommended that color chips or samples are viewed before making your final selection. These colors have been updated to Dunn-Edwards Perfect Palette color system. Colors may not be an exact match and should not be used for touch-up purposes. Dunn-Edwards recommends that samples be applied before final approval.

Corta Bella HOA

Proposed Color Palette



Scheme 15

DET639 Maple Brown Sugar RL#936	DET638 Sepia Tone RL#935
--	---

Scheme 16

DET640 Tawny Owl RL#937	DET637 Seagull Wail RL#934
--	---

*PLEASE NOTE: Paint colors represented are to provide approximation and are not exact matches. It is recommended that color chips or samples are viewed before making your final selection. These colors have been updated to Dunn-Edwards Perfect Palette color system. Colors may not be an exact match and should not be used for touch-up purposes. Dunn-Edwards recommends that samples be applied before final approval.

Corta Bella HOA

Proposed Color Palette



Scheme 17

DET695 Grange Hall RL#992	DET624 Sorrel Felt RL#921
--	--

Note: Your choice for garage & body of house. Opposite color for trim, pop-outs, & entry door. Also, may use one color only. Must submit for approval to your HOA before applying.

*PLEASE NOTE: Paint colors represented are to provide approximation and are not exact matches. It is recommended that color chips or samples are viewed before making your final selection. These colors have been updated to Dunn-Edwards Perfect Palette color system. Colors may not be an exact match and should not be used for touch-up purposes. Dunn-Edwards recommends that samples be applied before final approval.